

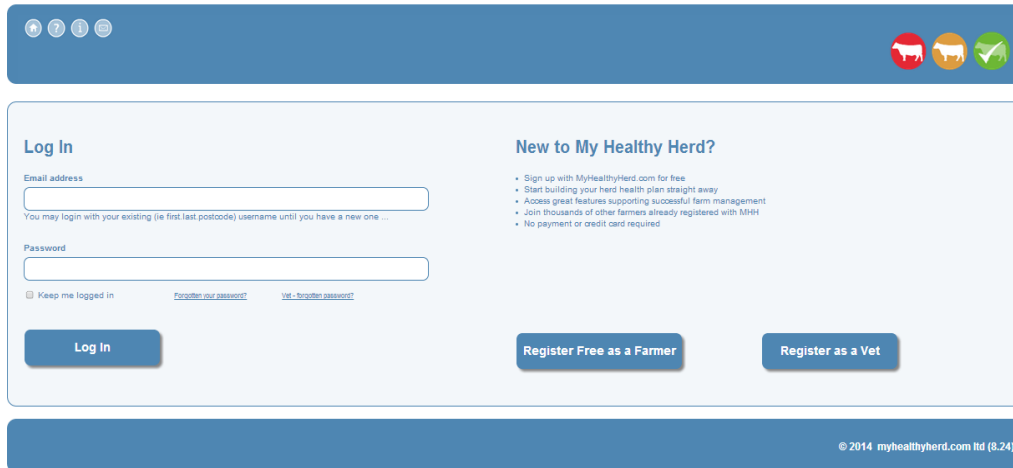
# Help for farmers logging in to myhealthyherd

<b>Existing Users</b> .....	2
<b>New Users</b> .....	2
<b>Contact Us</b> .....	6

## Existing Users

We are changing all log-in details and your email address will now become your username; this makes it easier for you to remember your username and also makes password retrieval quicker and simpler if required.

- 1) Go to [www.myhealthyherd.com](http://www.myhealthyherd.com) and click on the 'Sign In' button in the top right hand corner. You will be taken to the following screen:



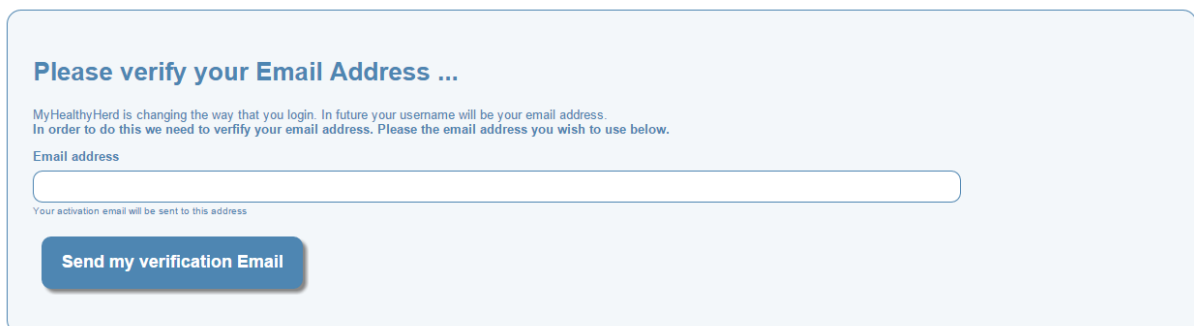
The screenshot shows the login page for MyHealthyHerd. At the top, there is a blue navigation bar with social media icons on the left and the MyHealthyHerd logo on the right. The main content area is divided into two sections: 'Log In' on the left and 'New to My Healthy Herd?' on the right. The 'Log In' section contains an 'Email address' field with a hint: 'You may login with your existing (ie first.last.postcode) username until you have a new one ...', a 'Password' field, and a 'Keep me logged in' checkbox. Below these are three buttons: 'Log In', 'Register Free as a Farmer', and 'Register as a Vet'. The 'New to My Healthy Herd?' section lists benefits: signing up for free, starting a health plan, accessing farm management features, and joining other farmers. A footer at the bottom right of the page reads '© 2014 myhealthyherd.com Ltd (8.24)'.

- 2) Enter your username and password, as before and click 'Log In'.

Hint - Your username is usually your firstname.lastname.postcode e.g. david.jones.rt84sg and, unless it has been reset, this will also be your password.

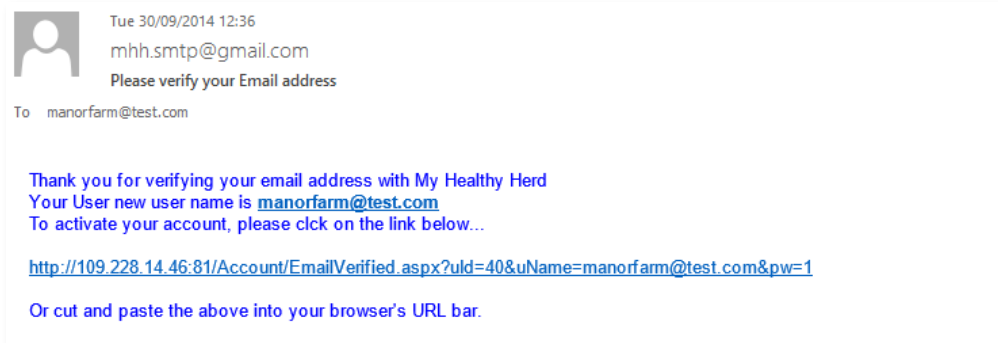
If you need your username and password confirming, you can check with your vet (who will be able to find it on their practice registration summary). Alternatively, you can email us at [enquiries@myhealthyherd.com](mailto:enquiries@myhealthyherd.com) (including your name, address, postcode and veterinary practice) and we forward your details on to you.

- 3) On the next screen, enter your email address and click 'Send my verification email'.




The screenshot shows the 'Please verify your Email Address ...' page. It features a heading, a sub-heading, and a paragraph explaining the change: 'MyHealthyHerd is changing the way that you login. In future your username will be your email address. In order to do this we need to verify your email address. Please the email address you wish to use below.' Below this is an 'Email address' input field with a hint: 'Your activation email will be sent to this address'. At the bottom, there is a blue button labeled 'Send my verification Email'.

- 4) You will be sent an email to verify your credentials.



N.B. If your email does not arrive, please check your 'spam' folder. (You have the option to resend the activation email if necessary.)

- 5) Clicking on the link (or pasting it into your browser's URL bar) will take you to your farm's home page.



All of your data will be here unchanged, but the screens will look different! We think that the new site is much more user-friendly and easier to navigate than before, but if you do need a bit more help there are some hints and tips on the home page and a link to the Getting Started manual.

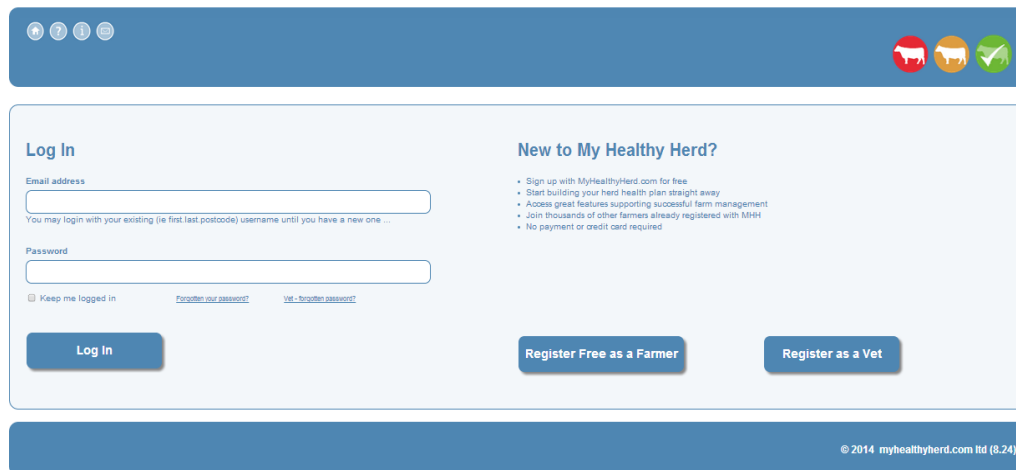
- 6) Next time you log-on, you will need to enter your email address (which is now your username) and your existing password on the log-on screen. If you need to retrieve your password, just click on the 'Forgotten your password' link, and it will be sent to you via email.

You can change your password once you have logged in Settings /Account Settings:

<https://www.myhealthyherd.com/Farmers/Setup/AccountSettings.aspx>

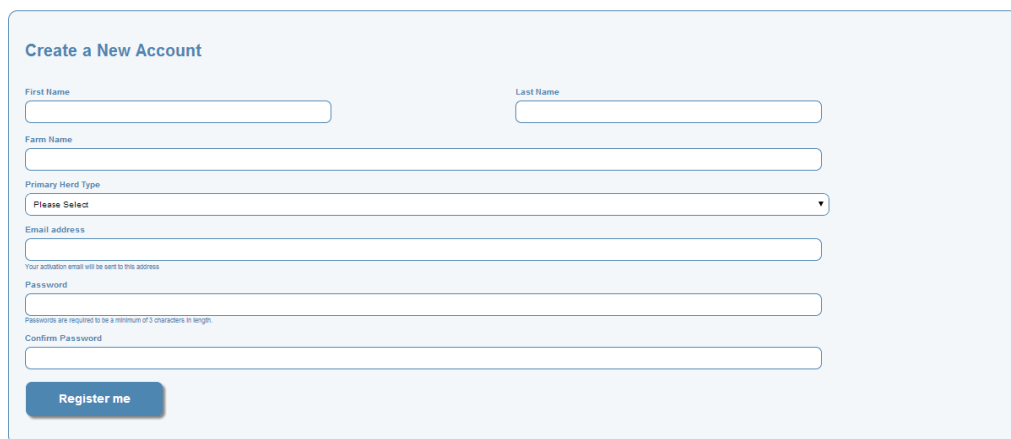
## New Users

- 1) Go to [www.myhealthyherd.com](http://www.myhealthyherd.com) and click on the 'Join Now' button in the top right hand corner. You will be taken to the following screen:



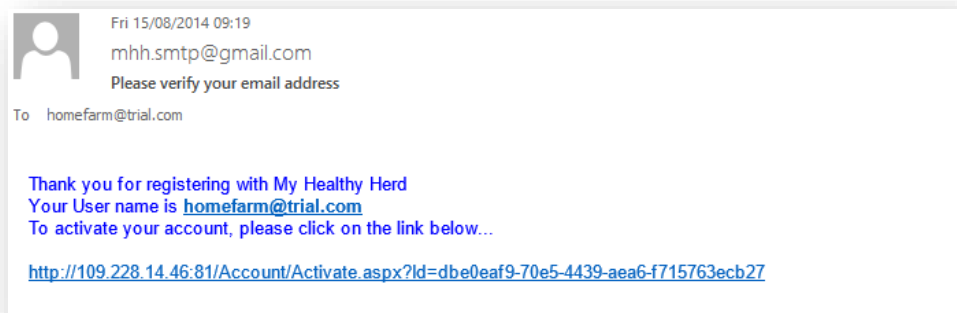
The screenshot shows the My Healthy Herd website interface. At the top, there are navigation icons and the My Healthy Herd logo. The main content area is divided into two sections: 'Log In' and 'New to My Healthy Herd?'. The 'Log In' section includes fields for 'Email address' and 'Password', a 'Keep me logged in' checkbox, and a 'Log In' button. The 'New to My Healthy Herd?' section lists benefits of signing up and includes 'Register Free as a Farmer' and 'Register as a Vet' buttons. A footer at the bottom right indicates the copyright year 2014.

- 2) Select 'Register Free as a Farmer' and enter the information requested on the subsequent page:



The screenshot shows the 'Create a New Account' registration form. It includes fields for 'First Name', 'Last Name', 'Farm Name', 'Primary Herd Type' (a dropdown menu), 'Email address', 'Password', and 'Confirm Password'. A 'Register me' button is located at the bottom of the form.

- 3) When you click on 'Register Me', you will be sent an email to activate your account



N.B. If your email does not arrive, please check your 'spam' folder. (You have the option to resend the activation email if necessary.)

4) Clicking on the link contained within this email takes you to the following page:

### Quick Setup

Just enter a few more details below to start using MHH

<p><b>Farm Name</b></p> <input type="text" value="Blaby Spinneys"/> <p><b>Address - Line 1</b></p> <input type="text"/> <p><b>Address - Line 2</b></p> <input type="text"/> <p><b>Town / City</b></p> <input type="text"/> <p><b>County</b></p> <input type="text" value="Unknown"/>	<p><b>Herd Type - Primary</b></p> <input type="text" value="Dairy"/> <p><b>Herd Name</b></p> <input type="text"/> <p><b>Assurance Type</b></p> <input type="text" value="Red Tractor"/> <p><b>CPH Number</b></p> <input type="text"/> <input type="text"/> <input type="text"/> <p><b>Veterinary Practice</b></p> <input type="text" value="Please Select"/>
--	--

5) Having entered these details, you can choose either to start using the program or add more herd details in 'Full Setup'

N.B. in some cases, your farm details may have been previously registered (e.g. by your vet or as part of a funded health scheme); where the information you provide matches existing details in the database, you will see the screen below. If this *is* the correct farm, you should select the 'Yes' button to avoid duplicate farms being registered on the system.

### Do you wish to register with this existing Farm?

<p><b>Farm Name</b></p> <input type="text" value="Blaby Spinneys"/> <p><b>Address - Line 1</b></p> <input type="text" value="Main Road"/> <p><b>Address - Line 2</b></p> <input type="text" value="Blaby"/> <p><b>Town / City</b></p> <input type="text" value="Leicester"/> <p><b>County</b></p> <input type="text" value="Unknown"/>	<p><b>Post Code</b></p> <input type="text" value="Le14 3bg"/> <p><b>Country</b></p> <input type="text" value="United Kingdom"/> <p><b>Farm Email Address</b></p> <input type="text" value="no@email.address"/> <p><b>Vet Email Address</b></p> <input type="text" value="info@myhealthyherd.com"/> <p><b>CPH Number</b></p> <input type="text" value="0"/> <input type="text" value="0"/> <input type="text" value="0"/>
--	--

## Contact Us

If your particular query isn't covered above, or you are still having difficulties logging on, please send an email to [enquiries@myhealthyherd.com](mailto:enquiries@myhealthyherd.com) and we will get back to you as soon as possible.